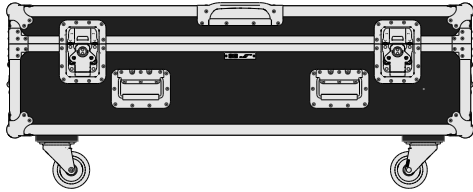




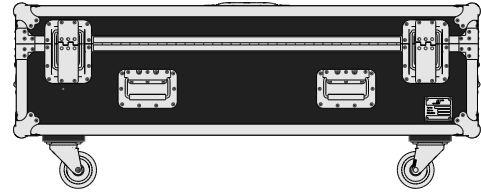
Part No
90485-1

Drawn By
Andy L

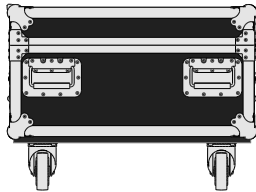
Front



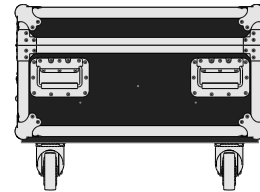
Back




Right



Left



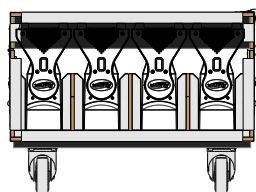
Plan



Underside



End With Kit






Part No
90485-1

Drawn By
Andy L

Plan - Base only



Chorus Line 16
Length: 1070mm
Width: 97mm
Height: 291mm

Underside - Lid only

